

2022065 Free State Mini 3 Rainbow Kidz U10




BS 10 Green Ball

Box 1

				1.	2.	3.	4.	5.
TSA121223	FS		1. [1] VAN NIEKERK Juvan		Opponent W/O	6-2	5-3	7-0
TSA121468	FS		2. HERBST Wilhelm	W/O		W/O	W/O	W/O
TSA121398	FS		3. NEL Nathan	2-6	Opponent W/O		4-3	6-1
TSA121415	FS		4. VAN DER MERWE Lian	3-5	Opponent W/O	3-4		8-0
TSA131106	NC		5. VAN SCHALKWYK Chris	0-7	Opponent W/O	1-6	0-8	




Standings	Points	Wins	Losses	Sets	Games
1. [1] Juvan VAN NIEKERK	8	4	0	3 - 0 (100%)	18 - 5 (78.26%)
2. Lian VAN DER MERWE	4	2	2	1 - 2 (33.33%)	14 - 9 (60.87%)
3. Nathan NEL	6	3	1	2 - 1 (66.67%)	12 - 10 (54.55%)
4. Chris VAN SCHALKWYK	2	1	3	0 - 3 (0%)	1 - 21 (4.55%)
5. Wilhelm HERBST	0	0	4	0 - 0 (0%)	0 - 0 (0%)

Box 2

				1.	2.	3.	4.	5.
TSA121196	NC		1. [2] FABER WJ		3-2	2-6	3-4	6-1
TSA141046	FS		2. DU PLESSIS Johandre	2-3		1-5	1-5	5-2
TSA121493	FS		3. VD WESTHUIZEN Tristan	6-2	5-1		5-5	6-1
TSA141087	NC		4. DU PREEZ Luhan	4-3	5-1	5-5		5-1
TSA121392	NC		5. STEINBERG Wilhelm	1-6	2-5	1-6	1-5	


Standings	Points	Wins	Losses	Sets	Games
1. Tristan VD WESTHUIZEN	6	3	1	3 - 1 (75%)	22 - 9 (70.97%)
2. Luhan DU PREEZ	8	4	0	4 - 0 (100%)	19 - 10 (65.52%)
3. [2] WJ FABER	4	2	2	2 - 2 (50%)	14 - 13 (51.85%)
4. Johandre DU PLESSIS	2	1	3	1 - 3 (25%)	9 - 15 (37.5%)
5. Wilhelm STEINBERG	0	0	4	0 - 4 (0%)	5 - 22 (18.52%)

Box 3

				1.	2.	3.	4.	5.
TSA121414	FS		1. BRISLEY Gerrit		3-4	4-5	4-4	7-0
TSA131088	FS		2. POTGIETER Ruben	4-3		3-3	4-3	7-0
TSA141031	FS		3. CLAASSENS LIEWAN	5-4	3-3		5-2	8-0
TSA141089	FS		4. NEL Joshua	4-4	3-4	2-5		6-0
TSA141164			5. STEINBERG Viljé	0-7	0-7	0-8	0-6	

Standings	Points	Wins	Losses	Sets	Games
1. LIEWAN CLAASSENS	8	4	0	4 - 0 (100%)	21 - 9 (70%)
2. Ruben POTGIETER	6	3	1	3 - 1 (75%)	18 - 9 (66.67%)
3. Gerrit BRISLEY	2	1	3	1 - 3 (25%)	18 - 13 (58.06%)
4. Joshua NEL	4	2	2	2 - 2 (50%)	15 - 13 (53.57%)
5. Viljé STEINBERG	0	0	4	0 - 4 (0%)	0 - 28 (0%)

Box 4

				1.	2.	3.	4.	5.
TSA131111	FS		1. HEYNS Gerik		1-6	1-8	9-1	2-4
TSA131214	FS		2. MALHERBE Gerhard	6-1		2-7	5-3	4-2
TSA121404	FS		3. FOURIE Louis	8-1	7-2		11-0	7-1
TSA141163	FS		4. LOOCK Joseph	1-9	3-5	0-11		3-4
TSA141085	NC		5. HIGGS Bertus	4-2	2-4	1-7	4-3	

Standings	Points	Wins	Losses	Sets	Games
1. Louis FOURIE	8	4	0	4 - 0 (100%)	33 - 4 (89.19%)
2. Gerhard MALHERBE	6	3	1	3 - 1 (75%)	17 - 13 (56.67%)
3. Gerik HEYNS	2	1	3	1 - 3 (25%)	13 - 19 (40.63%)
4. Bertus HIGGS	4	2	2	2 - 2 (50%)	11 - 16 (40.74%)
5. Joseph LOOCK	0	0	4	0 - 4 (0%)	7 - 29 (19.44%)